





District Health Assessment for District 119 through April 2025

		Clubs							Membership							Member Strength		Cancellation		Reports			Finance	Leadership			
District Name	Status/ Number of Months in Status *	Active Clubs	Clubs in Status Quo	Total Clubs	% Status Quo in Financial Suspension	New Clubs	Cancelled Clubs	YTD Net Club Gain/ Loss	Current Members In Active Clubs	Current Members In Status Quo Clubs	Current Total Members Count	YTD Add	YTD Drop	YTD NetGrowth (includes Active and Status Quo)	YTD NetGrowth% (includes Active and Status Quo)	Member Count 12 Months Ago	Average Member Count Per Club	% of Clubs with less than 20 members	Average Cancelled Club Age	Members Lost Due to Cancelled Clubs	% of Clubs Reporting Service	% No MMR in 3 Months	% No Officer Report in 12 months	% of Clubs with balance 90+ days	Number of Zone Chairs Recorded	Number of Region Chairs Recorded	District Officers Vacancies **
119	T(24)	39	0	39	0%	1	0	1	848	0	848	100	37	63	8.03%	807	22	46%	0	0	18%	56%	21%	5%	5	0	GST
		39	0	39	0%	1	0	1	848	0	848	100	37	63	8.03%	807	22	46%	0	0	18%	56%	21%	5%	5	0	




District Health Assessment for District 121 through April 2025

		Clubs							Membership							Member Strength		Cancellation		Reports			Finance	Leadership			
District Name	Status/ Number of Months in Status *	Active Clubs	Clubs in Status Quo	Total Clubs	% Status Quo in Financial Suspension	New Clubs	Cancelled Clubs	YTD Net Club Gain/ Loss	Current Members In Active Clubs	Current Members In Status Quo Clubs	Current Total Members Count	YTD Add	YTD Drop	YTD NetGrowth (includes Active and Status Quo)	YTD NetGrowth% (includes Active and Status Quo)	Member Count 12 Months Ago	Average Member Count Per Club	% of Clubs with less than 20 members	Average Cancelled Club Age	Members Lost Due to Cancelled Clubs	% of Clubs Reporting Service	% No MMR in 3 Months	% No Officer Report in 12 months	% of Clubs with balance 90+ days	Number of Zone Chairs Recorded	Number of Region Chairs Recorded	District Officers Vacancies **
121	T(24)	46	0	46	0%	0	1	-1	925	0	925	47	34	13	1.43%	928	20	50%	20	0	22%	48%	0%	0%	8	0	
		46	0	46	0%	0	1	-1	925	0	925	47	34	13	1.43%	928	20	50%	20	0	22%	48%	0%	0%	8	0	




District Health Assessment for District 122 through April 2025

 Status/ Number of Months in Status *		Clubs							Membership							Member Strength		Cancellation		Reports			Finance	Leadership			
		Active Clubs	Clubs in Status Quo	Total Clubs	% Status Quo in Financial Suspension	New Clubs	Cancelled Clubs	YTD Net Club Gain/ Loss	Current Members In Active Clubs	Current Members In Status Quo Clubs	Current Total Members Count	YTD Add	YTD Drop	YTD NetGrowth (includes Active and Status Quo)	YTD NetGrowth% (includes Active and Status Quo)	Member Count 12 Months Ago	Average Member Count Per Club	% of Clubs with less than 20 members	Average Cancelled Club Age	Members Lost Due to Cancelled Clubs	% of Clubs Reporting Service	% No MMR in 3 Months	% No Officer Report in 12 months	% of Clubs with balance 90+ days	Number of Zone Chairs Recorded	Number of Region Chairs Recorded	District Officers Vacancies **
122	P	36	0	36	0%	1	1	0	643	0	643	36	54	-18	-2.72%	661	18	61%	35	4	22%	58%	3%	8%	11	2	
		36	0	36	0%	1	1	0	643	0	643	36	54	-18	-2.72%	661	18	61%	35	4	22%	58%	3%	8%	11	2	



District Health Assessment for District 124 through April 2025

		Clubs							Membership							Member Strength		Cancellation		Reports			Finance	Leadership			
District Name	Status/ Number of Months in Status *	Active Clubs	Clubs in Status Quo	Total Clubs	% Status Quo Clubs in Financial Suspension	New Clubs	Cancelled Clubs	YTD Net Club Gain/ Loss	Current Members In Active Clubs	Current Members In Status Quo Clubs	Current Total Members Count	YTD Add	YTD Drop	YTD NetGrowth (includes Active and Status Quo)	YTD NetGrowth% (includes Active and Status Quo)	Member Count 12 Months Ago	Average Member Count Per Club	% of Clubs with less than 20 members	Average Cancelled Club Age	Members Lost Due to Cancelled Clubs	% of Clubs Reporting Service	% No MMR in 3 Months	% No Officer Report in 12 months	% of Clubs with balance 90+ days	Number of Zone Chairs Recorded	Number of Region Chairs Recorded	District Officers Vacancies **
124		84	0	84	0%	3	2	1	1729	0	1729	190	173	17	0.99%	1,710	21	49%	2	33	55%	48%	7%	32%	19	7	
		84	0	84	0%	3	2	1	1729	0	1729	190	173	17	0.99%	1,710	21	49%	2	33	55%	48%	7%	32%	19	7	




District Health Assessment for Ident 5811 - BOSNIA & HERZEGOVINA - UND through April 2025

Status/ District Name of Months in Status *		Clubs							Membership							Member Strength		Cancellation		Reports			Finance	Leadership			
		Active Clubs	Clubs in Status Quo	Total Clubs	% Status Quo Clubs in Financial Suspension	New Clubs	Cancelled Clubs	YTD Net Club Gain/ Loss	Current Members In Active Clubs	Current Members In Status Quo Clubs	Current Total Members Count	YTD Add	YTD Drop	YTD NetGrowth (includes Active and Status Quo)	YTD NetGrowth% (includes Active and Status Quo)	Member Count 12 Months Ago	Average Member Count Per Club	% of Clubs with less than 20 members	Average Cancelled Club Age	Members Lost Due to Cancelled Clubs	% of Clubs Reporting Service	% No MMR in 3 Months	% No Officer Report in 12 months	% of Clubs with balance 90+ days	Number of Zone Chairs Recorded	Number of Region Chairs Recorded	District Officers Vacancies **
Ident 5811 - BOSNIA & HERZEGOVINA		4	0	4	0%	0	0	0	69	0	69	1	2	-1	-1.43%	79	17	75%	0	0	25%	75%	0%	50%	0	0	
		4	0	4	0%	0	0	0	69	0	69	1	2	-1	-1.43%	79	17	75%	0	0	25%	75%	0%	50%	0	0	




District Health Assessment for Ident 5823 - REP OF TAJIKISTAN - UND through April 2025

		Clubs							Membership							Member Strength		Cancellation		Reports			Finance		Leadership		
District Name	Status/ Number of Months in Status *	Active Clubs	Clubs in Status Quo	Total Clubs	% Status Quo Clubs in Financial Suspension	New Clubs	Cancelled Clubs	YTD Net Club Gain/Loss	Current Members In Active Clubs	Current Members In Status Quo Clubs	Current Total Members Count	YTD		YTD NetGrowth (includes Active and Status Quo)	YTD NetGrowth% (includes Active and Status Quo)	Member Count 12 Months Ago	Average Member Count Per Club	% of Clubs with less than 20 members	Average Cancelled Club Age	Members Lost Due to Cancelled Clubs	% of Clubs Reporting Service	% No MMR in 3 Months	% No Officer Report in 12 months	% of Clubs with balance 90+ days	Number of Zone Chairs Recorded	Number of Region Chairs Recorded	District Officers Vacancies **
												YTD Add	YTD Drop														
Ident 5823 - REP OF TAJIKISTAN		1	0	1	0%	0	1	-1	20	0	20	0	18	-18	-47.37%	38	20	0%	2	18	100%	100%	0%	100%	0	0	
		1	0	1	0%	0	1	-1	20	0	20	0	18	-18	-47.37%	38	20	0%	2	18	100%	100%	0%	100%	0	0	




District Health Assessment for Ident 5831 - REP OF KYRGYZSTAN - UND through April 2025

<div></div> <div>Status/ District Name of Months in Status *</div>		Clubs							Membership							Member Strength		Cancellation		Reports			Finance		Leadership		
		Active Clubs	Clubs in Status Quo	Total Clubs	% Status Quo in Financial Suspension	New Clubs	Cancelled Clubs	YTD Net Club Gain/ Loss	Current Members In Active Clubs	Current Members In Status Quo Clubs	Current Total Members Count	YTD Add	YTD Drop	YTD NetGrowth (includes Active and Status Quo)	YTD NetGrowth% (includes Active and Status Quo)	Member Count 12 Months Ago	Average Member Count Per Club	% of Clubs with less than 20 members	Average Cancelled Club Age	Members Lost Due to Cancelled Clubs	% of Clubs Reporting Service	% No MMR in 3 Months	% No Officer Report in 12 months	% of Clubs with balance 90+ days	Number of Zone Chairs Recorded	Number of Region Chairs Recorded	District Officers Vacancies **
Ident 5831 - REP OF KYRGYZSTAN		0	0	0	0%	0	1	-1	0	0	0	0	6	-6	-100.00%	6	0	0%	13	6	0%	0%	0%	0%	0	0	
		0	0	0	0%	0	1	-1	0	0	0	0	6	-6	-100.00%	6	0	0%	13	6	0%	0%	0%	0%	0	0	



District Health Assessment for Ident 5839 - BELARUS REP. - UND through April 2025

 Status/ District Name		Clubs							Membership							Member Strength		Cancellation		Reports			Finance	Leadership		
		Active Clubs	Clubs in Status Quo	Total Clubs	% Status Quo Clubs in Financial Suspension	New Clubs	Cancelled Clubs	YTD Net Club Gain/Loss	Current Members In Active Clubs	Current Members In Status Quo Clubs	Current Total Members Count	YTD Add	YTD Drop	YTD NetGrowth (includes Active and Status Quo)	YTD NetGrowth% (includes Active and Status Quo)	Member Count 12 Months Ago	Average Member Count Per Club	% of Clubs with less than 20 members	Average Cancelled Club Age	Members Lost Due to Cancelled Clubs	% of Clubs Reporting Service	% No MMR in 3 Months	% No Officer Report in 12 months	% of Clubs with balance 90+ days	Number of Zone Chairs Recorded	Number of Region Chairs Recorded
Ident 5839 - BELARUS REP.		0	3	3	0%	0	0	0	40	40	0	0	0	0.00%	40	0	100%	0	0	0%	100%	100%	33%	0	0	
		0	3	3	0%	0	0	0	40	40	0	0	0	0.00%	40	0	100%	0	0	0%	100%	100%	33%	0	0	



District Health Assessment for Ident 5863 - REP OF MOLDOVA - UND through April 2025

Status/ District Name of Months in Status *		Clubs							Membership							Member Strength		Cancellation		Reports			Finance		Leadership		
		Active Clubs	Clubs in Status Quo	Total Clubs	% Status Quo in Financial Suspension	New Clubs	Cancelled Clubs	YTD Net Club Gain/ Loss	Current Members In Active Clubs	Current Members In Status Quo Clubs	Current Total Members Count	YTD Add	YTD Drop	YTD NetGrowth (includes Active and Status Quo)	YTD NetGrowth% (includes Active and Status Quo)	Member Count 12 Months Ago	Average Member Count Per Club	% of Clubs with less than 20 members	Average Cancelled Club Age	Members Lost Due to Cancelled Clubs	% of Clubs Reporting Service	% No MMR in 3 Months	% No Officer Report in 12 months	% of Clubs with balance 90+ days	Number of Zone Chairs Recorded	Number of Region Chairs Recorded	District Officers Vacancies **
Ident 5863 - REP OF MOLDOVA		7	0	7	0%	0	0	0	132	0	132	0	0	0	0.00%	143	19	57%	0	0	0%	86%	29%	100%	0	0	
		7	0	7	0%	0	0	0	132	0	132	0	0	0	0.00%	143	19	57%	0	0	0%	86%	29%	100%	0	0	



District Health Assessment for Ident 5935 - SERBIA - UND through April 2025

Status/ District Name of Months in Status *		Clubs							Membership							Member Strength		Cancellation		Reports			Finance	Leadership			
		Active Clubs	Clubs in Status Quo	Total Clubs	% Status Quo Clubs in Financial Suspension	New Clubs	Cancelled Clubs	YTD Net Club Gain/ Loss	Current Members In Active Clubs	Current Members In Status Quo Clubs	Current Total Members Count	YTD Add	YTD Drop	YTD NetGrowth (includes Active and Status Quo)	YTD NetGrowth% (includes Active and Status Quo)	Member Count 12 Months Ago	Average Member Count Per Club	% of Clubs with less than 20 members	Average Cancelled Club Age	Members Lost Due to Cancelled Clubs	% of Clubs Reporting Service	% No MMR in 3 Months	% No Officer Report in 12 months	% of Clubs with balance 90+ days	Number of Zone Chairs Recorded	Number of Region Chairs Recorded	District Officers Vacancies **
Ident 5935 - SERBIA		4	0	4	0%	0	1	-1	58	0	58	15	13	2	3.57%	54	15	75%	5	7	50%	50%	0%	25%	0	0	
		4	0	4	0%	0	1	-1	58	0	58	15	13	2	3.57%	54	15	75%	5	7	50%	50%	0%	25%	0	0	



District Health Assessment for Ident 5951 - KAZAKHSTAN - UND through April 2025

Status/ District Name		Clubs							Membership							Member Strength		Cancellation		Reports			Finance		Leadership		
		Active Clubs	Clubs in Status Quo	Total Clubs	% Status Quo Clubs in Financial Suspension	New Clubs	Cancelled Clubs	YTD Net Club Gain/Loss	Current Members In Active Clubs	Current Members In Status Quo Clubs	Current Total Members Count	YTD Add	YTD Drop	YTD NetGrowth (includes Active and Status Quo)	YTD NetGrowth% (includes Active and Status Quo)	Member Count 12 Months Ago	Average Member Count Per Club	% of Clubs with less than 20 members	Average Cancelled Club Age	Members Lost Due to Cancelled Clubs	% of Clubs Reporting Service	% No MMR in 3 Months	% No Officer Report in 12 months	% of Clubs with balance 90+ days	Number of Zone Chairs Recorded	Number of Region Chairs Recorded	District Officers Vacancies **
Ident 5951 - KAZAKHSTAN		1	0	1	0%	0	0	0	24	0	24	7	4	3	14.29%	0	24	0%	0	0	0%	0%	0%	0%	0	0	
		1	0	1	0%	0	0	0	24	0	24	7	4	3	14.29%	0	24	0%	0	0	0%	0%	0%	0%	0	0	

* - District Status: P - Provisional, T - Transitional.
** - District Officers Vacancies: DG - District Governor, 1st VDG - First Vice District Governor, 2nd VDG - Second Vice District Governor.